




# Club Health Assessment for District 27 D1 through April 2025

			Status	Membership							Reports					Finance	LCIF
Club Number	Club Name	Charter Date		Current Member Count	YTD Members Added	YTD Members Dropped	YTD Net Growth	YTD Net Growth%	Member Count 12 Months Ago	Avg. length of service for dropped members	Months Since Last MMR ***	Yrs. Since Last Officer Report	President Rotation	Vice President Reported ****	Months Since Last Activity Report ***	Account Balance	Donations for current Fiscal Year
			Number of times on status quo within last two years	If below 15 members appears				If net loss is greater than 20% appears			If no report in 3 months appears in	When more than one year appears in	Number of repeat terms	Notes the officers that do not have an active	If no report at 12 months appears in red		
Clubs more than two years old																	
10607	ALBANY	02/08/1968	Active	62	0	6	-6	-8.82%	67	8	1		2	R	SC	1	\$1,000.00
Exc Award (06/30/2016, 06/30/2018)																	
10609	ARGYLE	08/26/1957	Active	21	0	0	0	0.00%	23		9		9		T,M,VP,SC	13	
10608	ARLINGTON	06/08/1973	Active	22	5	2	3	15.79%	19	38	0		3	R	M,SC	0	
10611	BELMONT	02/09/1955	Active	32	0	0	0	0.00%	32		12		2	R	M,SC	24+	\$500.00
Exc Award (06/30/2016)																	
31019	BELOIT EVENING	06/30/1975	Active	86	1	2	-1	-1.15%	81	32	0		2	R		1	\$1,100.00
Exc Award (06/30/2017, 06/30/2018)																	
54011	BOSCOBEL & AREA L C	01/26/1993	Active	16	0	1	-1	-5.88%	18	9	3		4		VP,SC	0	\$250.00
Exc Award (06/30/2016, 06/30/2017, 06/30/20																	
10614	BRODHEAD	08/27/1957	Active	38	0	1	-1	-2.56%	39	1	6			N	M,SC	24+	90+ Days \$1,000.00
Exc Award (06/30/2016)																	
29109	CASSVILLE	04/09/1974	Active	15	1	4	-3	-16.67%	21	12	3		2	R	SC	0	
10617	COBB	09/26/1951	Active	15	1	0	1	7.14%	15		8			N	P,T,M,SC	24+	\$145.00
Exc Award (06/30/2020)																	
29110	COTTAGE GROVE	04/10/1974	Active	53	2	1	1	1.92%	52	7	1		2	N	SC	1	\$1,500.00
Exc Award (06/30/2021)																	
36106	CROSS PLAINS	10/25/1978	Active	98	2	5	-3	-2.97%	104	16	3				VP	4	\$700.00
Exc Award (06/30/2019, 06/30/2020, 06/30/20																	
10619	CUBA CITY	05/24/1962	Active	74	1	1	0	0.00%	73	37	0		2	R	SC	4	\$1,050.00
Exc Award (06/30/2018, 06/30/2020, 06/30/20																	
146511	Cuba City Lioness	06/14/2021	Active	36	1	3	-2	-5.26%	43	2	1			N	SC	0	\$175.00
43144	DARLINGTON	11/02/1983	Active	20	4	1	3	17.65%	17	41	0			N		9	\$300.00
Exc Award (06/30/2018)																	
10621	DE FOREST WINDSOR	05/31/1956	Active	38	0	3	-3	-7.32%	41	5	2		2	N		1	\$270.00
Exc Award (06/30/2017, 06/30/2024)																	
10620	DEERFIELD	06/02/1942	Active	51	3	2	1	2.00%	47	14	1		3	N		0	\$1,150.00



# Club Health Assessment for District 27 D1 through April 2025

			Status	Membership							Reports					Finance		LCIF
Club Number	Club Name	Charter Date		Current Member Count	YTD Members Added	YTD Members Dropped	YTD Net Growth	YTD Net Growth%	Member Count 12 Months Ago	Avg. length of service for dropped members	Months Since Last MMR ***	Yrs. Since Last Officer Report	President Rotation	Vice President Reported ****	Months Since Last Activity Report ***	Account Balance	Donations for current Fiscal Year	
			Number of times on status quo within last two years	If below 15 members appears			If net loss is greater than 20% appears				If no report in 3 months appears in	When more than one year appears in	Number of repeat terms	Notes the officers that do not have an active		If no report at 12 months appears in red		
Exc Award (06/30/2016, 06/30/2019, 06/30/2021)			Active	31	0	0	0	0.00%	31		8		2	M,VP,SC	24+	90+ Days		
31698	DICKEYVILLE-KIELER L C	02/12/1976		35	3	9	-6	-14.63%	44	11	3		N		22			\$5,620.00
Exc Award (06/30/2017, 06/30/2018, 06/30/2021)			Active	61	6	7	-1	-1.61%	63	7	0		2	VP,SC	0		\$1,200.00	
10623	EDGERTON	11/12/1940		26	0	3	-3	-10.34%	29	11	5		8	VP,SC	24+			\$500.00
Exc Award (06/30/2018, 06/30/2019)			Active	9	0	0	0	0.00%	9		9		4	M,VP,SC	22			
10626	FENNIMORE	03/28/1962		17	2	3	-1	-5.56%	18	3	0		2	R M,SC	10			\$100.00
Exc Award (06/30/2021)			Active	9	0	0	0	0.00%	9		10		3	M,VP,SC	18		\$50.00	
43345	FITCHBURG	01/20/1984		41	1	0	1	2.50%	41		2		N	SC	10			\$250.00
Exc Award (06/30/2016, 06/30/2017, 06/30/2021)			Active	15	1	0	1	7.14%	14		6			M,VP,SC	3	90+ Days		
59630	IOWA-GRANT L C	05/23/1997		43	3	4	-1	-2.27%	42	3	0		N	M	0			
Exc Award (06/30/2016, 06/30/2017, 06/30/2021)			Active	32	0	4	-4	-11.11%	34	6	0		2	R SC	0		\$2,110.00	
44524	LAKE WISCONSIN	01/22/1985		44	1	2	-1	-2.22%	47	20	1		N		0			90+ Days
Exc Award (06/30/2016, 06/30/2017, 06/30/2021)			Active	25	1	0	1	4.17%	25		0		2	M,VP,SC	7		\$710.00	
10640	MADISON CENTRAL	05/04/1922		10	0	0	0	0.00%	10		6		2	R SC	7			
Exc Award (06/30/2016, 06/30/2018)			Active	17	0	0	0	0.00%	18		9			VP	2		\$360.00	
51825	MADISON EVENING	06/30/1991		146599	Madison Monona	06/09/2021												
Exc Award (06/30/2021)																		
Exc Award (06/30/2023)																		




# Club Health Assessment for District 27 D1 through April 2025

			Status	Membership							Reports					Finance		LCIF
Club Number	Club Name	Charter Date		Current Member Count	YTD Members Added	YTD Members Dropped	YTD Net Growth	YTD Net Growth%	Member Count 12 Months Ago	Avg. length of service for dropped members	Months Since Last MMR ***	Yrs. Since Last Officer Report	President Rotation	Vice President Reported ****	Months Since Last Activity Report ***	Account Balance	Donations for current Fiscal Year	
			Number of times on status quo within last two years	If below 15 members appears						If net loss is greater than 20% appears	If no report in 3 months appears in		When more than one year appears in	Number of repeat terms	Notes the officers that do not have an active	If no report at 12 months appears in red		
10641	MADISON WEST	01/29/1964	Active	28	0	2	-2	-6.67%	30	8	4		2	N	SC	1		\$1,000.00
Exc Award (06/30/2018, 06/30/2023)																		
36446	MARSHALL	01/03/1979	Active	82	5	1	4	5.13%	80	18	3			N	SC	1		\$1,100.00
Exc Award (06/30/2016, 06/30/2017, 06/30/2020)																		
10644	MAZOMANIE	03/20/1950	Active	42	2	1	1	2.44%	44	25	0			N	M,SC	1		
Exc Award (06/30/2020)																		
10642	MC FARLAND	12/12/1962	Active	58	4	3	1	1.75%	59	9	0			N		0		\$4,135.00
Exc Award (06/30/2016, 06/30/2017, 06/30/2020)																		
146142	McFarland Lioness	06/01/2021	Active	39	5	0	5	14.71%	34		0			N		0		\$500.00
Exc Award (06/30/2024)																		
46139	MIDDLETON	05/05/1986	Active	13	1	4	-3	-18.75%	16	18	2		2	R	M,SC	0		
121783	Milton	04/03/2014	Active	13	0	0	0	0.00%	13		7		4	N	M,SC	8		
41972	MINERAL POINT	11/12/1982	Active	48	1	2	-1	-2.04%	49	7	1		2		P,VP,SC	24+		\$10.00
Exc Award (06/30/2020)																		
10646	MONROE	06/11/1951	Active(1)	82	9	23	-14	-14.58%	96	16	1			N	M,SC	23		\$500.00
Exc Award (06/30/2017, 06/30/2019)																		
36107	MONTICELLO	10/30/1978	Active	54	1	5	-4	-6.90%	56	3	1			N		10		
Exc Award (06/30/2016, 06/30/2018, 06/30/2020)																		
10647	MOUNT HOREB	08/28/1957	Active	15	1	2	-1	-6.25%	16	29	4		2	R		1		\$250.00
Exc Award (06/30/2016, 06/30/2017, 06/30/2020)																		
10649	MUSCODA	04/27/1966	Active	50	1	3	-2	-3.85%	52	20	0		3	R		1		\$200.00
Exc Award (06/30/2016, 06/30/2020, 06/30/2020)																		
10651	NEW GLARUS	08/18/1941	Active	35	2	2	0	0.00%	38	9	6			N		2		\$1,100.00
Exc Award (06/30/2016, 06/30/2018, 06/30/2020)																		
38585	OREGON-BROOKLYN L C	06/11/1980	Active	21	1	3	-2	-8.70%	20	12	0		2	R	SC	1		\$80.00
Exc Award (06/30/2017, 06/30/2018, 06/30/2020)																		
124548	Orfordville	04/07/2015	Active	9	0	0	0	0.00%	9		1		6	R	M,SC	21	90+ Days	
33312	PARDEEVILLE	02/18/1977	Active	57	8	4	4	7.55%	56	11	0			R	S	0		
Exc Award (06/30/2016, 06/30/2017, 06/30/2020)																		



# Club Health Assessment for District 27 D1 through April 2025

			Status	Membership							Reports					Finance		LCIF
Club Number	Club Name	Charter Date		Current Member Count	YTD Members Added	YTD Members Dropped	YTD Net Growth	YTD Net Growth%	Member Count 12 Months Ago	Avg. length of service for dropped members	Months Since Last MMR ***	Yrs. Since Last Officer Report	President Rotation	Vice President Reported ****	Months Since Last Activity Report ***	Account Balance	Donations for current Fiscal Year	
			Number of times on status quo within last two years	If below 15 members appears				If net loss is greater than 20% appears			If no report in 3 months appears in	When more than one year appears in	Number of repeat terms	Notes the officers that do not have an active	If no report at 12 months appears in red			
41164	PLATTEVILLE	04/19/1982	Active	8	0	0	0	0.00%	8		2		3	R VP,SC	24+			
	Exc Award (06/30/2016)																	
10656	PORTAGE	10/10/1968	Active	12	1	6	-5	-29.41%	18	7	1			R T,SC	0		\$100.00	
	Exc Award (06/30/2016, 06/30/2018, 06/30/20)																	
46701	POTOSI TENNYSON	12/17/1986	Active	38	2	0	2	5.56%	36		1		6	N SC	12		\$390.00	
	Exc Award (06/30/2016, 06/30/2017, 06/30/20)																	
10660	SHULLSBURG	01/06/1947	Active	32	2	1	1	3.23%	31	2	3			N M,SC	24+			
	Exc Award (06/30/2018)																	
10665	STOUGHTON	12/21/1923	Active	45	7	4	3	7.14%	43	9	0		2	R	0		\$3,010.00	
	Exc Award (06/30/2016, 06/30/2020, 06/30/20)																	
10666	SUN PRAIRIE	09/26/1933	Active	81	10	8	2	2.53%	79	13	0			N SC	0		\$1,580.00	
	Exc Award (06/30/2019)																	
89193	U W MADISON CAMPUS	08/30/2005	Active	6	6	3	3	100.00%	3	4	0			N M	24+			
	Exc Award (06/30/2016)																	
46821	VERONA	01/05/1987	Active	29	1	1	0	0.00%	29	10	2		2	R	0		\$400.00	
	Exc Award (06/30/2016, 06/30/2017, 06/30/20)																	
38586	WAUNAKEE INC	06/29/1980	Active	39	1	3	-2	-4.88%	47	27	2		2	R SC	3		\$1,000.00	
	Exc Award (06/30/2016, 06/30/2017, 06/30/20)																	
10671	WEST GRANT	10/10/1963	Active	20	0	4	-4	-16.67%	24	21	5			N SC	1			


Clubs Cancelled Previous Fiscal Year – Clubs Cancelled within last 12 months may be reinstated

Club Number	Club Name	Charter Date	Current Status*	Cancellation Date
10612	BELOIT NOON	11/23/1923	Cancelled(6*)	12/29/2023

Current Total Clubs Count	YTD New Clubs Count	YTD Cancelled Clubs Count	YTD Net Club Gain	Current Total Members Count	YTD Add	YTD Drop	YTD Net Growth	YTD Net Growth %	Member Count 12 Months Ago	Average Member Count Per Club	% of Clubs with less than 20 members	% No MMR in 3 Months	% No Officer Report in 12 Months	% of Clubs with balance 90+ days	Number of Clubs in Status Quo	% Status Quo Clubs in Financial Suspension	Number of Cancelled Clubs	Average Cancelled Club Age	Members Lost Due to Cancellation	% of Clubs Cancelled for Non-Financial Reasons
57	0	0	0	2,048	110	149	-39	-1.87%	2,112	36	28%	39%	0%	7%	0	0%	0	0	0	0%



Club Health Assessment for District 27 D1 through April 2025

			Status	Membership							Reports					Finance	LCIF
Club Number	Club Name	Charter Date		Current Member Count	YTD Members Added	YTD Members Dropped	YTD Net Growth	YTD Net Growth%	Member Count 12 Months Ago	Avg. length of service for dropped members	Months Since Last MMR ***	Yrs. Since Last Officer Report	President Rotation	Vice President Reported ****	Months Since Last Activity Report ***	Account Balance	Donations for current Fiscal Year
			Number of times on status quo within last two years	If below 15 members appears				If net loss is greater than 20% appears			If no report in 3 months appears in	When more than one year appears in	Number of repeat terms	Notes the officers that do not have an active	If no report at 12 months appears in red		

\* - P - Priority Club. Cancellation Reasons: 1-Objectives/conduct, 2-Non-active club, 5-Non-existing club, 6-Disbanding, 7-Merger, 8-Financial Suspension, 9-District/Multiple District Dues.  
\*\* - Abbreviation: P-President, S-Secretary, T-Treasurer, M-Member Chairperson, VP-First Vice President, MC-Communications Chairperson, SC-Service Chairperson  
\*\*\* - Abbreviation: N/R - Never reported using the Lions Clubs website, N/A - Not applicable, No password registered for the Lions Clubs website.  
\*\*\*\* - Abbreviation: N - New, IP - Immediate Past, R - Repeat.